


7 KEY CAPABILITIES for a Supply Chain Lean Transformation

(E2E, Demand Driven, Agile & Lean)

A New Paradigm for achieving Breakthrough Results and Competitive Advantage in Customer Service & Profitability



Webinar & White Paper



GEMBAKAIZEN™

Europe · Americas · Asia-Pacific · Middle East · Africa

© Kaizen Institute. KAIZEN™, GEMBAKAIZEN™ and other associated marks are registered trademarks of Kaizen Global Enterprises, its subsidiaries, licensees or IP holders worldwide. Kaizen Institute is a subsidiary of Kaizen Global Enterprises.

Why we Need Resilient E2E, DD, Agile & Lean Supply Chains

7 Key Capabilities for a Lean Resilient Supply Chain Transformation

1. Strategic E2E Mapping of the Supply Chain

- Map the E2E Supply Chain and Learn to See the Logistics Loops
- Develop an E2E Lean Vision
- Prioritize a Roadmap
- Develop a Business Case

2. Implement a Pull Planning System

- Implement a Demand Driven Pull S&OP
- Implement Demand Driven Pull S&OE
- Implement Levelling
- Implement Synchronisation

3. Create Material & Information Flow

- Create Flow in Production
- Create Flow in Warehouses
- Create Flow in Transportation
- Streamline the Information Flow

4. Increase Resource Efficiency

- Improve OEE in Production
- Improve Efficiency in Warehouses
- Improve Efficiency in Transportation
- Modernize with Digitalisation & Automation Technologies (but respecting the Pull Flow System)

5. Reinforce the KAIZEN™ Culture

- Engage Top Management in E2E Supply Chain Transformation
- Implement Daily KAIZEN™ in All Natural Teams
- Learn how to do Focused KAIZEN™ Events
- Implement a Strategy Deployment Process
- Educate & Train with a KAIZEN™ Lean Academy

6. Increase Supply Chain Resiliency

- Explore the Pull System to Fight Instability and become more Resilient
- Develop a Supply Chain Digital Twin Model to Gain more Visibility
- Install an Oobeya Room for Visual Risk/ Crisis Management
- Implement a Tiered Help Chain Process

7. Pilot, Assess, Benchmark & Scale

- Engage in Pilots & Benefits Tracking
- Develop and Use an Assessment Maturity Model
- Do Internal & External Benchmarking
- Go Quickly with the Deploy & Scale Process

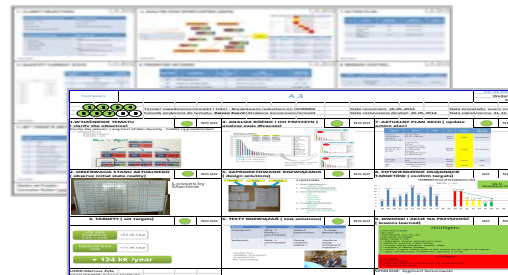
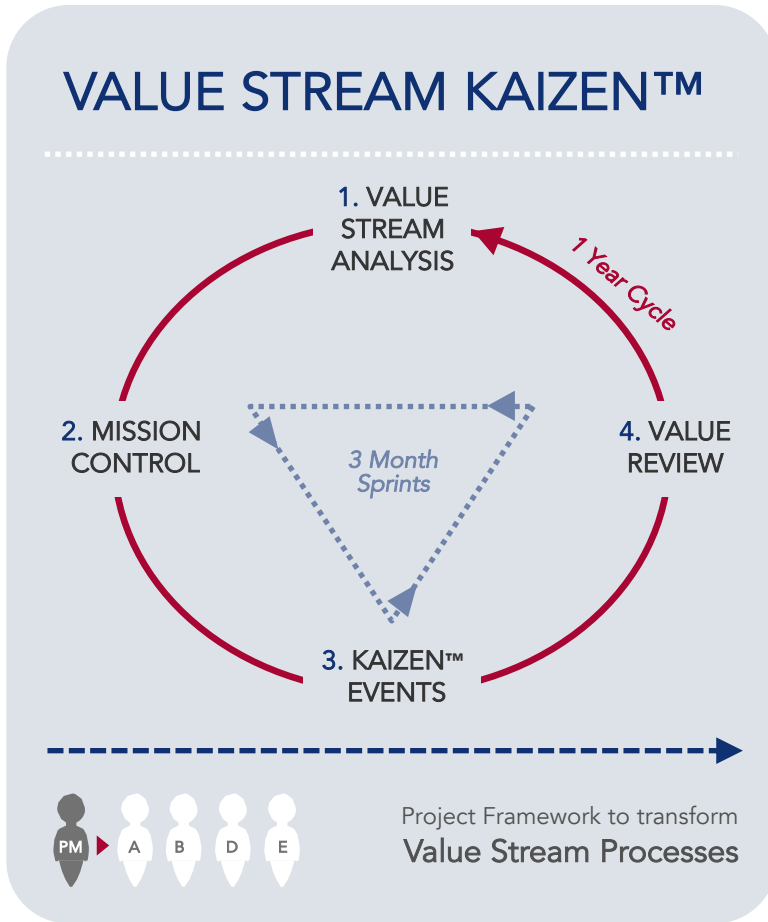
KEY CAPABILITY #7

Pilot, Assess, Benchmark & Scale

- Engage in Pilots & Benefits Tracking
- Develop and Use a Assessment Maturity Model
- Do Internal & External Benchmarking
- Go Quickly with a Deploy & Scale Process

Pilot, Assess, Benchmark & Scale

How to Implement - Start with Pilot Strategic E2E Value Stream Analysis Workshop




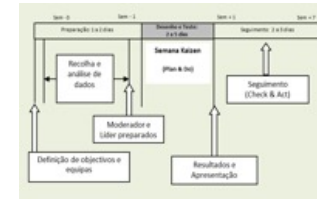
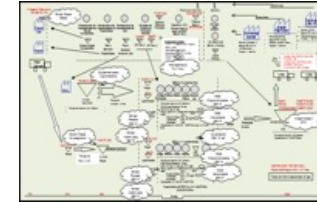
- Start with Value Stream Analysis
- Set a Vision and Business Case
- Steady Progress towards the Vision with 3- to 6-Month Sprint Cycles
- Professional Visual Project Management (with **obeya** Room)
- Show Double Digit Business Results

HOW WILL WE BREAKTHROUGH AND IMPROVE PROCESSES AND METHODS?

Pilot, Assess, Benchmark & Scale

Typical Implementation Roadmap

STEPS	SPRINT 1			SPRINT 2			SPRINT 3			SPRINT 4		
	M1	M2	M3	M4	M5	M6	M7	M8	M9	M10	M11	M12
VALUE STREAM ANALYSIS												
Current Situation Analysis	█											
Training	█											
Vision of the Future Situation	█											
Implementation plan with <i>gemba</i> KAIZEN™ Workshops	█											
Business Case	█											
MISSION CONTROL ROOM												
Project management practice with mission control	█	█	█	█	█	█	█	█	█	█	█	█
KAIZEN™ EVENTS												
Implementation Workshops (PDCA)	█		█		█		█		█		█	
Confirmation Workshops (SDCA)			█		█		█		█		█	
VALUE REVIEW												
Review cycle performance			█		█		█		█		█	
Review goals for next cycles			█		█		█		█		█	
Plan next sprints' implementation			█		█		█		█		█	



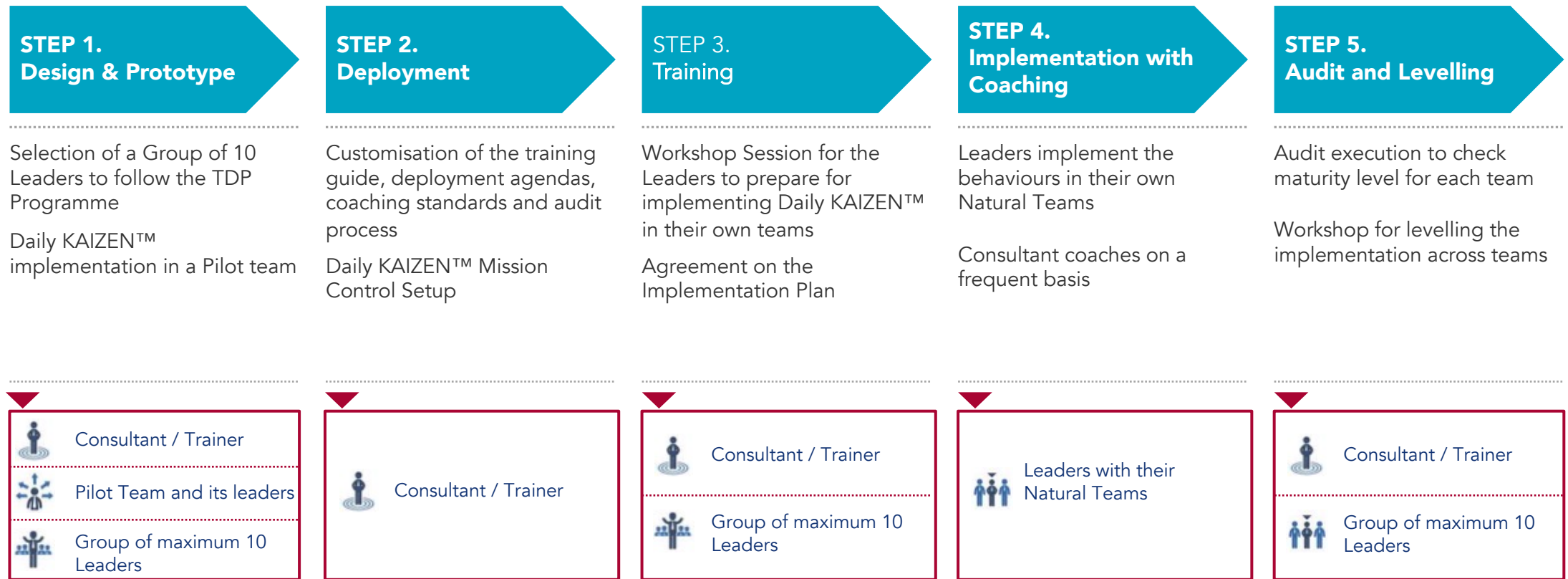
Pilot, Assess, Benchmark & Scale

Additional Reading Material !

How to Scale Implementation?

Step by step to implement an entire system in all the teams of a value stream / department

TEAM DEVELOPMENT PROGRAMME (TDP)



CONCLUSIONS & NEXT STEPS

How can I Learn More

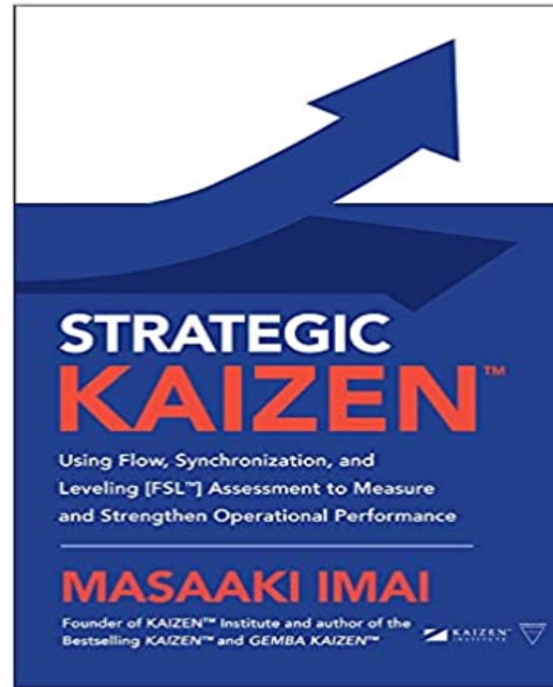
- Reading Materials
- Learning by Doing - Select & Start a **Pilot** Strategic E2E Value Stream Mapping
- Get Support from Kaizen Institute (or another Sensei)
- Make a Performance Based Partnership with the Sensei

How can I Learn More

Learn all the Details with KAIZEN™ Books

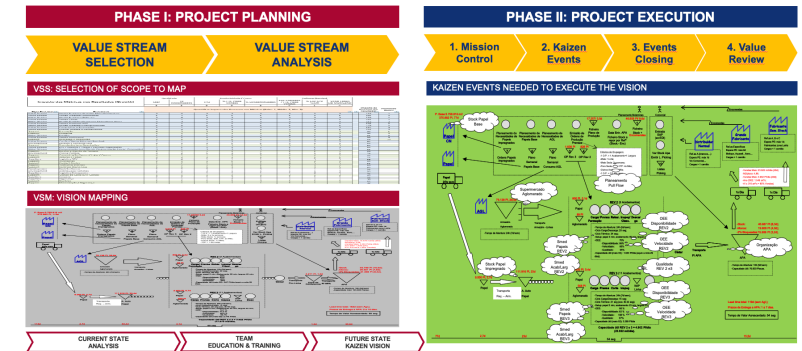


The Global Reference Book in Supply Chain Transformation



The Last Book about Strategic Assessment of Supply Chains

- Reading Materials
- Learning by Doing - Select & Start a Pilot Strategic E2E Value Stream Mapping
- For more information contact ecoimbra@kaizen.com



WANT TO LEARN MORE: ORDER THIS BOOKS...

How can I Learn More

Develop a Successful Pilot Project (to serve as a Beacon)

CASE	COMPANY	PROBLEM	SOLUTION	RESULTS
Plant Design		<ul style="list-style-type: none"> Old line with a lot of material and operator movements 	<ul style="list-style-type: none"> New Layout and line design with 50% less space Mizusumashi Standard Work - 20% increase in Productivity 	<ul style="list-style-type: none"> Quantifiable benefits 3,300,000 Euros / year. Total investment: 1,125,000 Euros. R.O.I.: 4 months. State-of-the-art factory design
Flow Improvement		<ul style="list-style-type: none"> Line Design not Flexible & Isolated Islands Low Frequency Logistics Central Push Planning System 	<ul style="list-style-type: none"> One Piece Flow Shojinka Lines Creation of Flow in Internal Logistics Pull Planning System with Levelling 	<ul style="list-style-type: none"> -52% internal defects rate 36% increase in Productivity -40% Total Inventory Coverage
Factory & Planning Design		<ul style="list-style-type: none"> Functional Layout High lead-time Management difficulties 	<ul style="list-style-type: none"> Flow Layout Stock Reduction Standard Work SMED 	<ul style="list-style-type: none"> 50% area reduction 40% productivity increase 89% lead-time reduction 38% Setup Time Reduction 8% Service-level improvement
Factory & Planning Design		<ul style="list-style-type: none"> Low Productivity Push Supply High model changeover time 	<ul style="list-style-type: none"> U shape line with frontal supply Pre-assemblies near point of use Pull Supply (With levelling box) Setup Time = 0 Standard Work 	<ul style="list-style-type: none"> 26% productivity increase 52% area reduction 21% to 0% ergonomics' critical stations



- Get Support from Kaizen Institute (or another Sensei)
- Make a Performance Based Partnership with the Sensei
- For more information contact ecoimbra@kaizen.com

Our Brand Promise

Authentic

We introduced the KAIZEN™ methodology to the world in 1985

Practical

We make our customers experts in their Gemba

Holistic

Our methods touch everyone in the organisation working for the same goal and sharing the same KAIZEN™ Spirit

Worldwide

Our expertise, from helping the world's leading organisations, can be applied to any situation

WE HELP LEADERS TO

ACHIEVE DREAMS OF PERFORMANCE IMPROVEMENT

IMPLEMENT CONTINUOUS IMPROVEMENT CULTURES

LEARNING BY DOING WITH A SUCCESSFUL PILOT PROJECT

- All content and images in this document are owned or licensed by Kaizen Institute, Ltd. or its affiliates and only for use as approved by Kaizen Institute, Ltd.
- **Unauthorised copying, reproduction, republishing, uploading, posting, transmitting or duplicating of any of the material is prohibited.**
- Any use of this document and/or any content or images herein, even if approved by Kaizen Institute, Ltd. are only permitted if the following reference is included: **“© Copyright Kaizen Institute. All rights reserved.”**
- Names of Kaizen Institute products and services are trademarks of Kaizen Institute, Ltd. or its subsidiaries.
- Nothing contained herein shall be construed as conferring any license or right under any Kaizen Institute patent, copyright, service or trademark.